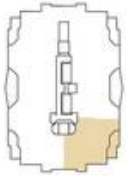


# Fiori



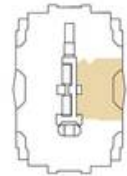
**Bel Mare**  
AT RIVIERA DUNES

**Residence Plan 6C**  
2 BEDROOM, 2 BATH  
Available Levels 2 Through 4

ENCLOSED AREA ..... 1,978 Sq. Ft.  
TERRACED AREA ..... 230 Sq. Ft.  
**TOTAL RESIDENCE ..... 2,208 Sq. Ft.**

AREA REPRESENTING CORNER OR BALCONY IS CORRECTLY GRAPHIC REPRESENTATION OF THE DESIGN OR FOR CONCEPT REPRESENTATION. AREA APPLICABLE TO THE GENERAL AND TO THE OCCUPANT'S RIGHTS BY VOTING TO USE PLANNING CONTROL. THIS INFORMATION IS SUBJECT TO A REVIEW BY A PROFESSIONAL ENGINEER.

# Levante



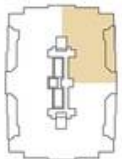
**Bel Mare**  
AT RIVIERA DUNES

**Residence Plan 2B**  
2 BEDROOM, 2 BATH & DEN  
Available Levels 2 Through 4

ENCLOSED AREA ..... 2,167 Sq. Ft.  
TERRACED AREA ..... 349 Sq. Ft.  
**TOTAL RESIDENCE ..... 2,516 Sq. Ft.**

AREA REPRESENTING CORNER OR BALCONY IS CORRECTLY GRAPHIC REPRESENTATION OF THE DESIGN OR FOR CONCEPT REPRESENTATION. AREA APPLICABLE TO THE GENERAL AND TO THE OCCUPANT'S RIGHTS BY VOTING TO USE PLANNING CONTROL. THIS INFORMATION IS SUBJECT TO A REVIEW BY A PROFESSIONAL ENGINEER.

# Rapallo



**Bel Mare**  
AT RIVIERA DUNES

**Residence Plan 1D**  
3 BEDROOM, 3-1/2 BATH & DEN  
Available Levels 5 Through 12

ENCLOSED AREA ..... 2,930 Sq. Ft.  
TERRACED AREA ..... 420 Sq. Ft.  
**TOTAL RESIDENCE ..... 3,350 Sq. Ft.**

AREA REPRESENTING CORNER OR BALCONY IS CORRECTLY GRAPHIC REPRESENTATION OF THE DESIGN OR FOR CONCEPT REPRESENTATION. AREA APPLICABLE TO THE GENERAL AND TO THE OCCUPANT'S RIGHTS BY VOTING TO USE PLANNING CONTROL. THIS INFORMATION IS SUBJECT TO A REVIEW BY A PROFESSIONAL ENGINEER.

# Sole



**Bel Mare**  
AT RIVIERA DUNES

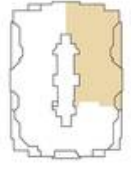
**Residence Plan 1A**  
2 BEDROOM, 2 BATH  
Available Levels 2 Through 4

ENCLOSED AREA ..... 1,847 Sq. Ft.  
TERRACED AREA ..... 230 Sq. Ft.  
**TOTAL RESIDENCE ..... 2,077 Sq. Ft.**

AREA REPRESENTING CORNER OR BALCONY IS CORRECTLY GRAPHIC REPRESENTATION OF THE DESIGN OR FOR CONCEPT REPRESENTATION. AREA APPLICABLE TO THE GENERAL AND TO THE OCCUPANT'S RIGHTS BY VOTING TO USE PLANNING CONTROL. THIS INFORMATION IS SUBJECT TO A REVIEW BY A PROFESSIONAL ENGINEER.



*Bella Vista*



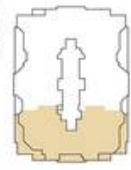
**Residence Plan 1E**  
 4 BEDROOM, 4 BATH,  
 MASTER DEN & FAMILY ROOM  
*Available Levels 14 and 15*

|                        |                            |
|------------------------|----------------------------|
| ENCLOSED AREA          | ..... 3,871 Sq. Ft.        |
| TERRACED AREA          | ..... 532 Sq. Ft.          |
| <b>TOTAL RESIDENCE</b> | <b>..... 4,403 Sq. Ft.</b> |

THIS REPRESENTATIVE FLOOR PLAN IS INTENDED TO PROVIDE AN OVERVIEW OF THE GENERAL LAYOUT AND IS NOT TO BE USED FOR CONSTRUCTION. ALL DIMENSIONS AND FINISHES ARE SUBJECT TO CHANGE WITHOUT NOTICE. BEL MARE IS NOT RESPONSIBLE FOR ANY ERRORS OR OMISSIONS. BEL MARE IS A REGISTERED TRADEMARK OF BEL MARE AT RIVIERA DUNES.



*San Remo*



**Residence Plan 1F**  
 4 BEDROOM, 4 BATH  
 & FAMILY ROOM  
*Available Levels 14 and 15*

|                        |                            |
|------------------------|----------------------------|
| ENCLOSED AREA          | ..... 3,825 Sq. Ft.        |
| TERRACED AREA          | ..... 890 Sq. Ft.          |
| <b>TOTAL RESIDENCE</b> | <b>..... 4,715 Sq. Ft.</b> |

THIS REPRESENTATIVE FLOOR PLAN IS INTENDED TO PROVIDE AN OVERVIEW OF THE GENERAL LAYOUT AND IS NOT TO BE USED FOR CONSTRUCTION. ALL DIMENSIONS AND FINISHES ARE SUBJECT TO CHANGE WITHOUT NOTICE. BEL MARE IS NOT RESPONSIBLE FOR ANY ERRORS OR OMISSIONS. BEL MARE IS A REGISTERED TRADEMARK OF BEL MARE AT RIVIERA DUNES.